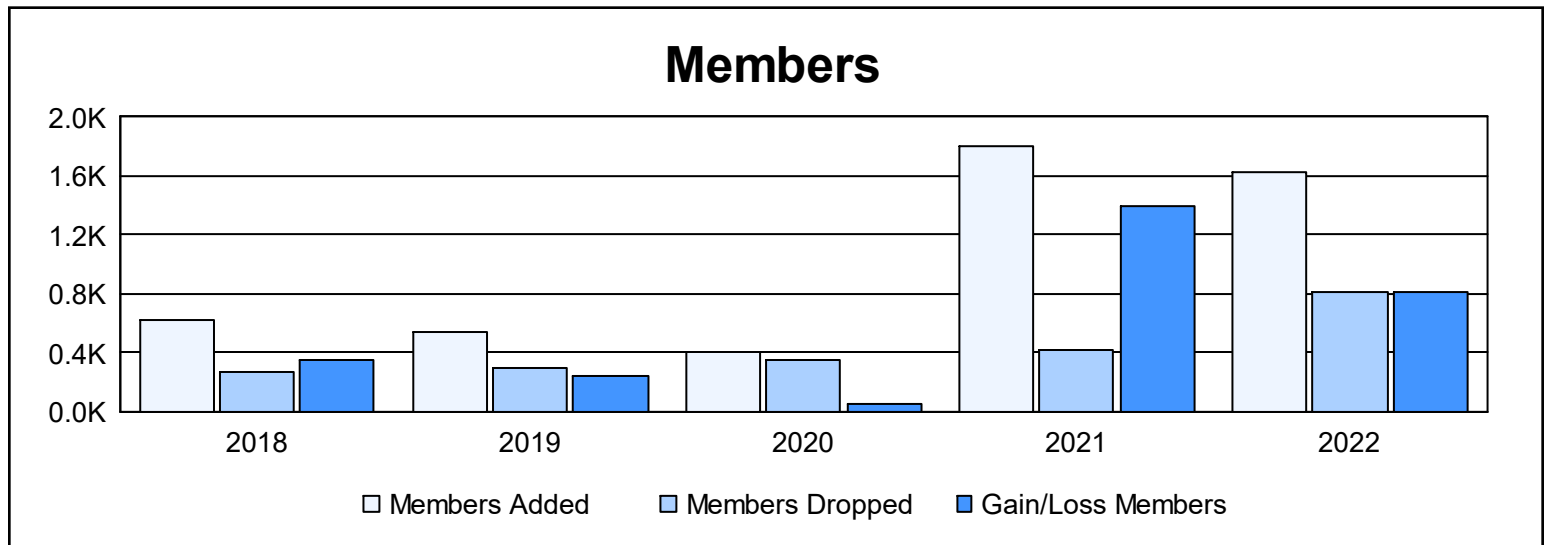
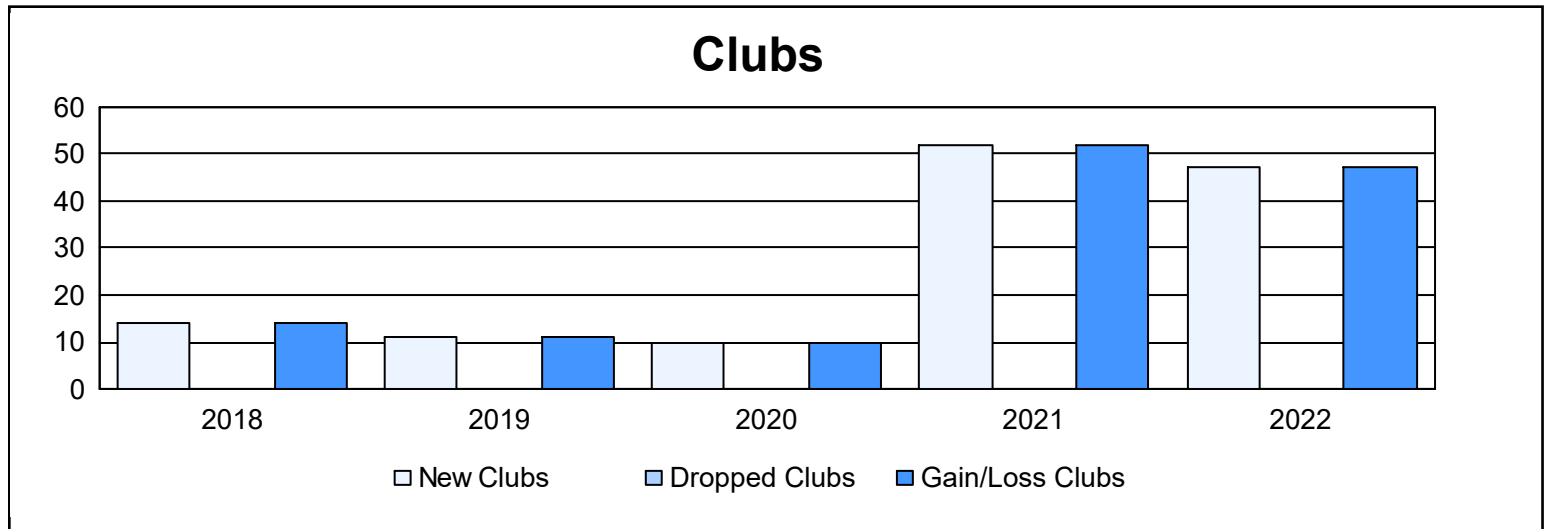
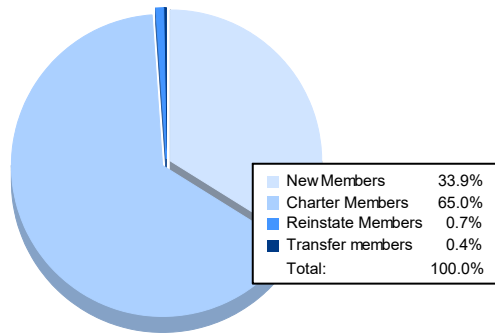


| Year           | New Clubs | Dropped Clubs | Gain/ Loss Clubs | New Members | Charter Members | Reinstate Members | Transfer Members | Total Member Added | Total Members Dropped | Gain/ Loss Members |
|----------------|-----------|---------------|------------------|-------------|-----------------|-------------------|------------------|--------------------|-----------------------|--------------------|
| 2017-2018      | 14        | 0             | 14               | 240         | 367             | 9                 | 1                | 617                | 266                   | 351                |
| 2018-2019      | 11        | 0             | 11               | 199         | 313             | 26                | 0                | 538                | 291                   | 247                |
| 2019-2020      | 10        | 0             | 10               | 143         | 254             | 9                 | 1                | 407                | 355                   | 52                 |
| 2020-2021      | 52        | 0             | 52               | 509         | 1,284           | 9                 | 3                | 1,805              | 415                   | 1,390              |
| 2021-2022      | 47        | 0             | 47               | 551         | 1,057           | 11                | 6                | 1,625              | 809                   | 816                |
| <b>Average</b> | <b>27</b> | <b>0</b>      | <b>27</b>        | <b>328</b>  | <b>655</b>      | <b>13</b>         | <b>2</b>         | <b>998</b>         | <b>427</b>            | <b>571</b>         |



### Membership Composition June 2022 Cumulative



### Gender Composition June 2022 Cumulative

